



# SERVICE BULLETIN

SUBJECT: HORIZONTAL STABILISER - WEATHER PROOFING

1. Planning Information:

A. Effectivity:

(1) Aircraft Affected:

Nomad N22 Series Aircraft:

N22-2, N22-3M, N22-4, N22B-5M, N22B-6M, N22B-7, N22-8M, N22-9M, N22B-11M, N22B-12M, N22B13M, N22B-15M, N22B-16M, N22-17M, N22B-18M, N22B-19M, N22B-20M, N22B-21M, N22B-22M, N22B-23M, N22B-24M, N22B-25, N22B-26, N22B-27, N22B-31M, N22B-35, N22B-37, N22B-39, N22-40M, N22-41M, N22-43M, N22-45M, N22-47M, N22-48M, N22-49M, N22B-50, N22-51M, N22B-52M, N22B-53, N22B-54M, N22B-55, N22B-56, N22B-57, N22B-58, N22B-59, N22B-61, N22-63M, N22-65M, N22B-66, N22B-67M, N22B-68, N22B-69, N22B-70, N22B-85M, N22B-88M, N22B-91M, N22B-94M, N22B-97M, N22B-100M.

Nomad N24 Series Aircraft:

N24-30, N24-32, N24-34, N24-36, N24-38, N24A-42, N24A-44, N24A-46, N24-60, N24A-62, N24A-64, N24A-71, N24A-72, N24A-73.

Affected aircraft other than those listed above will be modified prior to delivery or included in a subsequent revision to this Service Bulletin.

(2) Spares Affected:

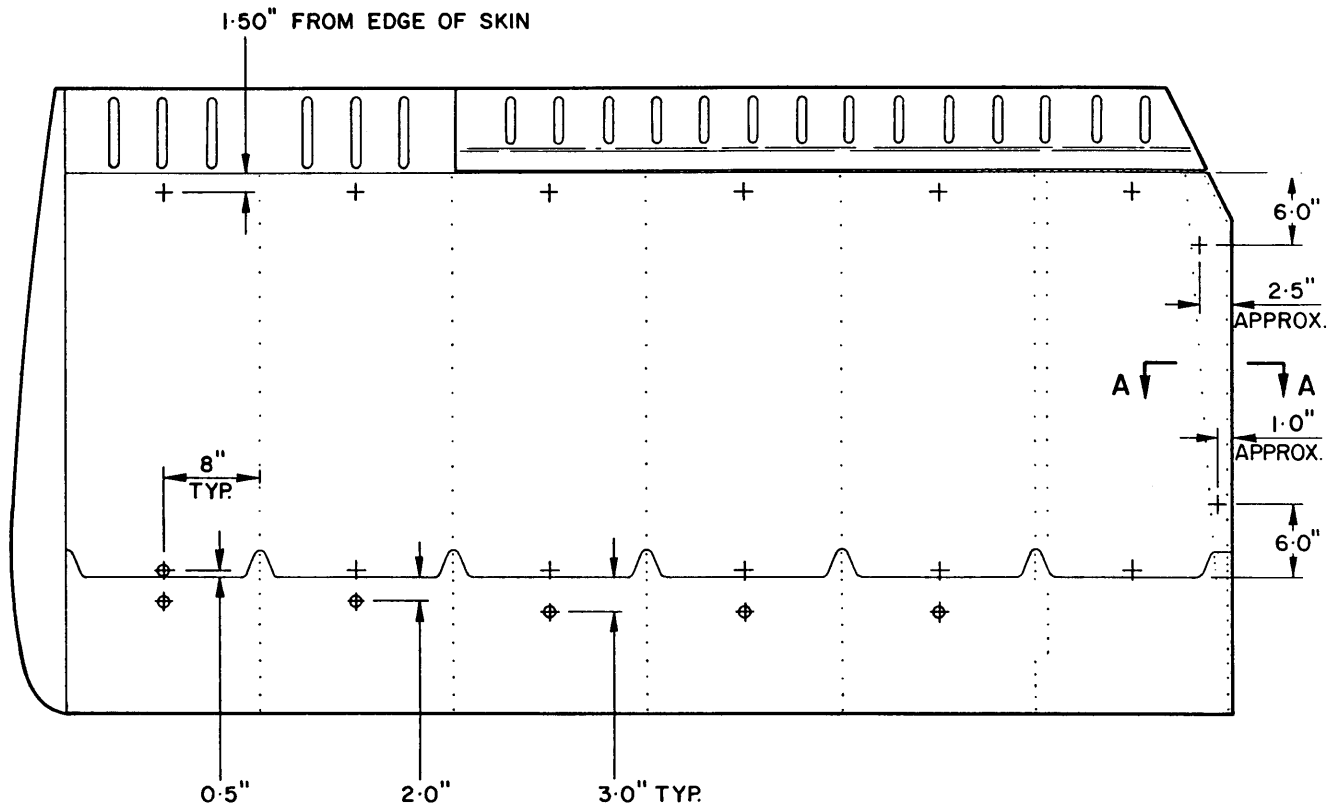
<u>Part Number</u>	<u>Nomenclature</u>	<u>Recommended Disposition</u>
1/N-30-120	Horizontal Stabiliser	Rework

B. Reason

This Service Bulletin has been introduced to obviate ingestion and storage of water in the horizontal stabiliser.

C. Description

Additional drainage holes are drilled and possible water ingestion locations are sealed.



+ NEW DRAIN HOLES - 5 mm OR  $\frac{3}{16}$ " DIA.  
 Ⓢ EXISTING HOLES

ALL DIMENSIONS FROM EDGE OF SKIN LAP.  
 ALL DRAIN HOLES TO BE .375" FROM ANY RIVET.

FIGURE 1  
 TAILPLANE  
 INVERTED PLAN VIEW

PROTECTIVE TREATMENT  
 FOR HOLES :-  
 ALODINE 1200  
 OR - IRIDITE 14/2  
 PRIME WITH EPOXY PRIMER  
 OR ZINC CHROMATE

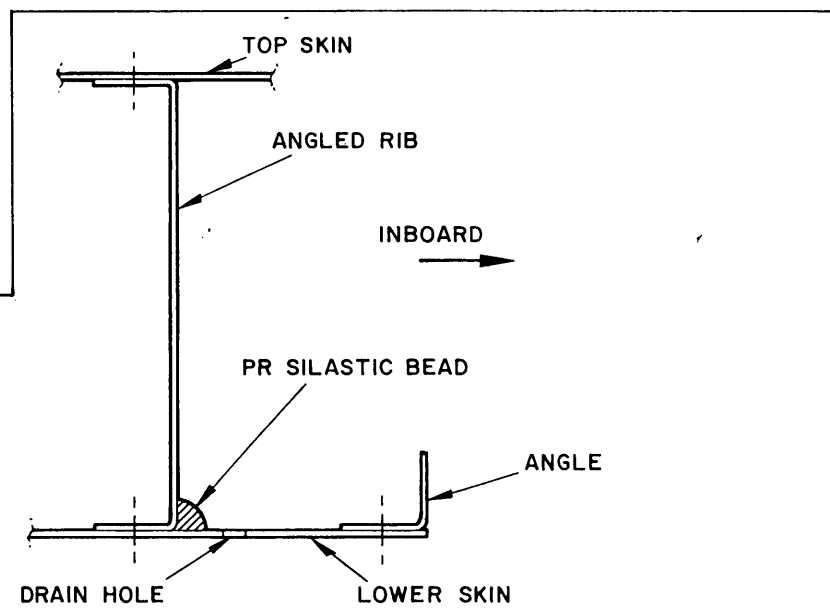


FIGURE 2

SECTION A-A

D. Compliance

Part A:

To be carried out on or before the next 100 hourly inspection.

Part B:

To be carried out at the earliest opportunity and within 500 hours time in service of receipt of this Service Bulletin.

E. Approval

The rework described herein has been approved by the D.O.T. Designated Engineering Representative at Government Aircraft Factories.

F. Manpower

Approximately 3 hours and a crew of one man is required to accomplish this modification.

G. Material, Price and Availability

The parts required per para. 3A (1) are to be procured from the operators stock or from local sources.

H. Tooling - Price and Availability

None.

I. Weight and Balance

Negligible effect.

J. References

I.P.C. Chapter 55.

K. Publications Affected

I.P.C. Chapter 55.

2. Accomplishment Instructions:

Warning:

TO AVOID INJURY TO PERSONNEL OR DAMAGE TO EQUIPMENT, ENSURE ADEQUATE PRECAUTIONS ARE TAKEN WHILE PERFORMING ANY WORK IF ELECTRICAL POWER IS APPLIED TO THE AIRCRAFT.

Caution:

Electrically ground the aircraft.

Part A:

Drain Holes

Provide new drain holes of 3/16" dia. in the underside of the horizontal stabiliser at the locations shown in figure 1.

Part B:

Sealing of the Root Rib.

Remove the horizontal stabiliser (Ref. MM55-20-00). Form a sealing bead at the lower edge of the inboard ribs of the horizontal stabiliser as shown on figure 2. Bead may be made from PR or Silastic compounds. Test seal to ensure water does not leak into horizontal stabiliser.

Recording

Record in aircraft log book that Mod N285 has been incorporated when both Part 1 and 2 have been complied with.

3. Material Information:

A. Parts Required per Aircraft:

(1) The following parts are to be procured from operators stock or local sources.

<u>Part No.</u>	<u>Qty.</u>	<u>Nomenclature</u>
PR1221	AR	Sealing Compound
or		
PR1222	AR	Sealing Compound
or		
PR1421	AR	Sealing Compound
or		
Equivalent	AR	Sealing Compound
RTV731	AR	Sealing Compound
or		
RTV732	AR	Sealing Compound
or		
Equivalent	AR	Sealing Compound

B. Parts Required to Modify Spares:

Spare horizontal stabiliser Assy 1/N-30-120 are to be reworked to para. 2 of this Service Bulletin. The parts per para. 3A (1) are required.

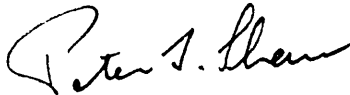
C. Removed Parts:

None.

D. Special Tools and Equipment Required:

None.

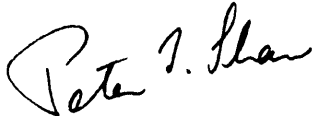
PREPARED BY:



GOVERNMENT AIRCRAFT FACTORIES:

POST DESIGN SECTION

APPROVED



31st August, 1979

S/B No. NMD-55-7  
Page 5 of 5